

## C12-40DG (12V37Ah)



Century Deep Cycle Gel Batteries are specially designed to provide long lasting, dependable deep cycle power under extreme operating conditions.

The Century Gel Deep Cycle Range incorporates advanced Gel electrolyte technology which holds the battery plates in an immobilized gel. Specialist hard wearing internal components and strong grid designs combine to provide excellent vibration resistance, superior deep cycle performance and repeated deep discharge and recharge capabilities. They are ideal for use in recreational vehicles and accessories, electric powered vehicles, mobility scooters, wheel chairs and marine applications.

Product Specification			
<b>Cells</b>	6	<b>Weight</b>	Approx. 13.2 kg
<b>Voltage</b>	12	<b>Max. Discharge Current</b>	400 A (5 sec)
<b>Capacity</b>	37Ah@20hr-rate to 1.75V per cell @ 25°C	<b>Internal Resistance</b>	Approx. 9.0mΩ
<b>Operating Temperature Range</b>	Discharge: -40°C~60°C Charge: -20°C~50°C Storage: -40°C~60°C	<b>Terminal</b>	M6 Insert
		<b>Container Material</b>	A.B.S. (UL94-HB)
<b>Normal Operating Temperature Range</b>	25°C ± 5°C	<b>Recommended Max. Charging - Current Limit</b>	8A
<b>Float Charging Voltage</b>	13.6 to 13.8 VDC/unit Average at 25°C	<b>Equalisation &amp; Cycle Service</b>	14.2 to 14.4VDC/unit Average at 25°C
<b>Self Discharge</b>	Century GEL batteries can be stored for more than 6 months at 25°C. Self-discharge rate less than 3% per month at 25°C. Please charge batteries before using.	<b>Note: Warranty void if mounted under bonnet.</b>	

**Unit: mm Dimension: 198 (L) x 166 (W) x 171 (H) x 171 (TH)**



Charging Procedures (12V series)					Discharge Current VS Discharge Voltage			
Application	Charge Voltage (V)			Max. Charge Current	Final Discharge Voltage V/Cell	1.75V	1.70V	1.60V
	Temperature	Set Point	Allowable Range					
Cycle Use	25°C	14.3	14.2~14.4	0.2C	Discharge Current	(A) ≤0.2C	0.2C < (A) < 1.0C	(A) ≥1.0C
Standby	25°C	13.7	13.6~13.8	0.2C				
<b>Charge the batteries at least once a month every six months, if they are stored at 25°C</b>								
Charging Method								
Constant Voltage		-0.2Cx2h+2.4~2.45V/Cellx24h, Max.Current 0.3CA						

ALL MENTIONED VALUES ARE AVERAGE VALUES.

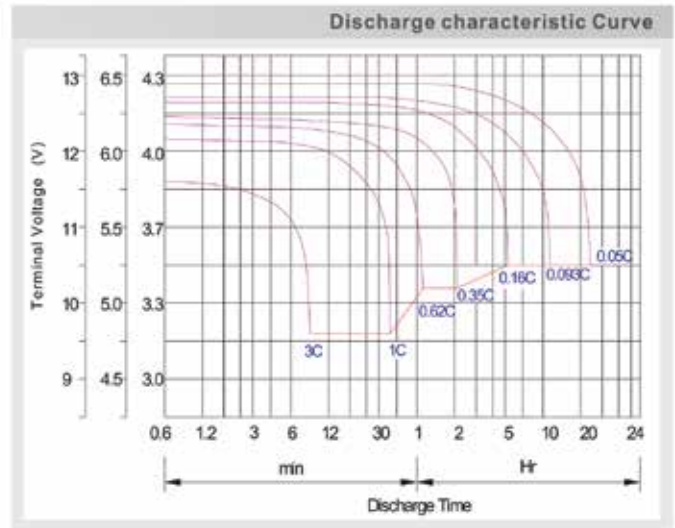
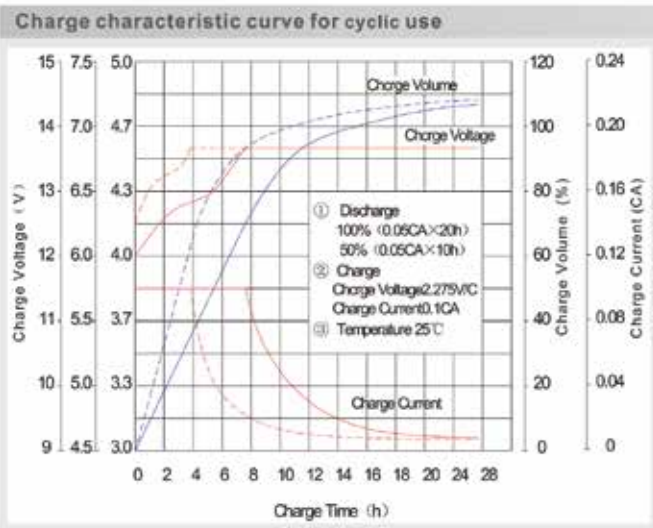
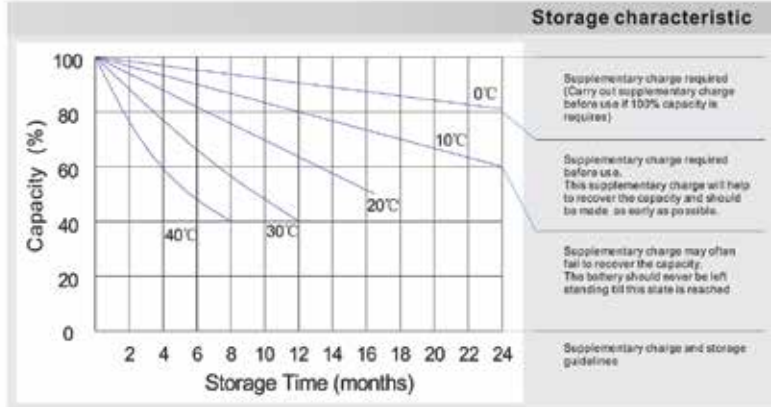
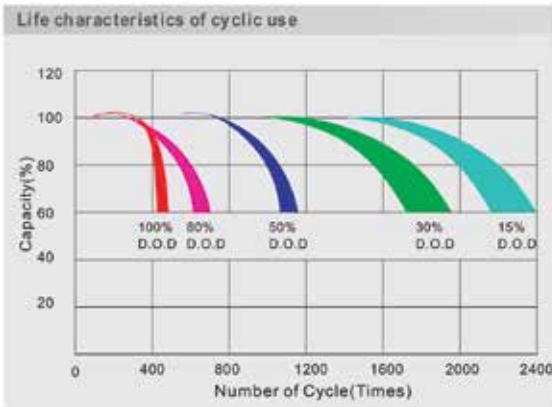
**Constant Current Discharge Characteristics: A (25°C)**

F.V/Time	5MIN	10MIN	15MIN	30MIN	1HR	2HR	3HR	4HR	5HR	8HR	10HR	20HR
9.60V	126.2	90.40	65.77	41.29	23.34	13.32	9.37	7.76	6.53	4.51	3.81	2.02
10.0V	122.8	86.01	64.43	40.61	23.23	13.22	9.34	7.72	6.49	4.47	3.77	1.98
10.2V	115.7	82.98	63.41	40.25	23.01	13.12	9.26	7.68	6.45	4.43	3.74	1.94
10.5V	103.9	76.57	60.38	39.24	22.80	13.02	9.23	7.61	6.38	4.40	3.70	1.91
10.8V	93.77	69.82	55.66	37.52	22.26	12.79	8.98	7.43	6.26	4.32	3.66	1.87
11.1V	81.63	62.40	49.92	35.15	21.15	12.22	8.58	7.07	5.99	4.14	3.55	1.76

**Constant Power Discharge Characteristics: W (25°C)**

F.V/Time	5MIN	10MIN	15MIN	30MIN	1HR	2HR	3HR	4HR	5HR	8HR	10HR	20HR
9.6V	1314.6	961.3	707.8	466.0	266.9	153.3	108.1	89.62	75.61	52.31	42.86	22.64
10.0V	1287.7	918.1	693.1	460.1	265.6	152.7	107.9	89.40	75.14	52.09	42.42	22.42
10.2V	1215.6	887.6	683.7	454.8	263.7	151.3	107.3	88.97	74.91	51.65	42.20	22.20
10.5V	1094.6	820.1	651.9	444.4	261.1	149.9	106.6	88.32	74.22	51.21	41.76	21.98
10.8V	984.61	744.6	599.0	424.2	254.6	147.7	104.0	85.95	73.07	50.11	41.32	21.76
11.1V	849.92	661.3	534.8	397.5	241.3	140.8	98.9	81.86	69.38	48.35	40.00	20.88

All mentioned values are average values.



**Battery Disposal**

This battery is 98% recyclable. Help create a cleaner planet, return your used battery to the original place of purchase or your nearest CenturyYuasa approved Battery Recycling Centre.